

Top-/bottom system in an industrial design, for flow-packs, trays and similar containers

Model LO-1600/S2

Open construction

*Low profile conveyor
in 2 sections*

*Easy spindle
adjustment*

*Microprocessor
controlled*

Many options

System LO-1600 is designed for labelling products on top and bottom. It is built in stainless steel and aluminium to fit into an industrial environment.

The open construction gives the operator direct access to the dispensers and by the adjustable spindles, it is easy to find the correct position for both the top- and the bottom dispenser.

The modern dispensers from Series 2000, with integrated microprocessors, gives accurate labelling, with an almost silent performance. All dispenser settings can be stored in the memory control.

Optional, a separate operator keypad with display, can be mounted in any

position within 5 meters from the dispenser.

The picture shows the system running from right to left. It can also be delivered to run in the opposite direction. It can be equipped with other label dispensers and many options are available:

- Hot-foil print system for print of batch number, dates, etc.
- Computer controlled print system for print of barcodes, text, graphics, etc.
- Counters.
- Variable speed controlled conveyor.
- Conveyor in other dimension.




Specifications:

Can be used on dispenser Series 1000, 2000 and 4000.

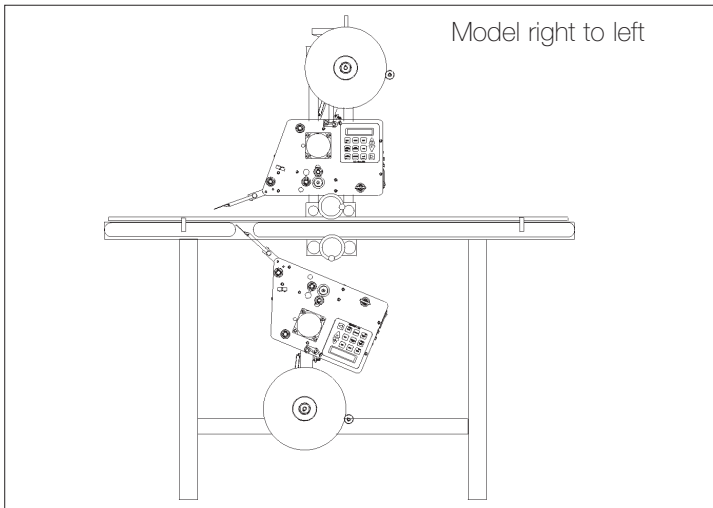
Print area:
12x30/30x12 mm.

2 types of brackets:
Right/Left model.

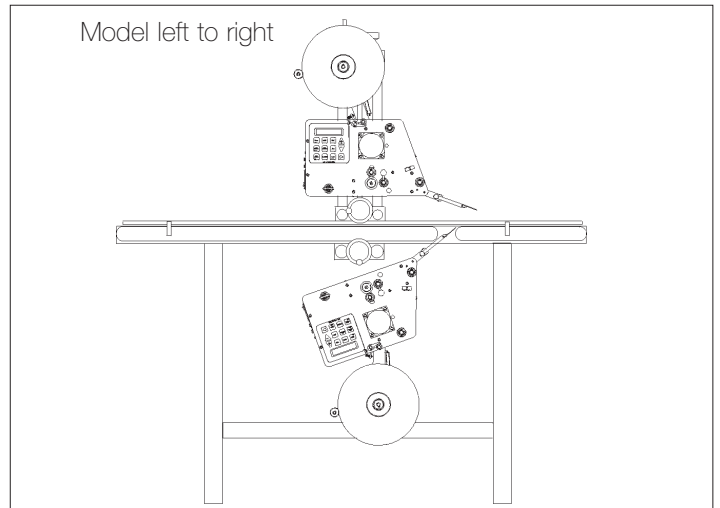


Optional separate keypad with display. It gives all the same control features as the built in keypad.

This allows remote mounting of the control unit for easy operation, within 5 meters from the dispenser.



Model right to left



Model left to right

Specifications:

Product width: 15-250mm.
Product height: 5-300mm.
Product length: 100-500mm.

Conveyor length: 1600mm.
In feed section with 2 x 110mm belts.
Out feed section with 250mm wide belt.
Fixed speed.
Adjustable side guides.
Emergency stop box.

Dispenser model 2-120.
See data on separate product sheet.

Other types of dispensers are optional.

Power: 230Vac, 50/60Hz, 600W.



Side adjustment of the dispensers are made by turn wheel on spindle.

The bottom dispenser can glide out to the side of the conveyor. This feature makes it easy to change label roll and to perform cleaning of the dispenser.

After the operation, the dispenser will glide back to its position for labelling.

Distributor:



www.e-m-e.dk